

# DANİMARKA'DA E-TİCARET



## GSYİH ( Milyon \$ )

396.666 (Ekim 2021, IMF)



## KBGSYİH ( \$ )

67.920 (Ekim 2021, IMF)



## Büyüme Oranı ( % )

3,8 (Ekim 2021, IMF)



## Nüfus

5.840.000 (Ekim 2021, IMF)



## Yüzölçümü ( km<sup>2</sup> )

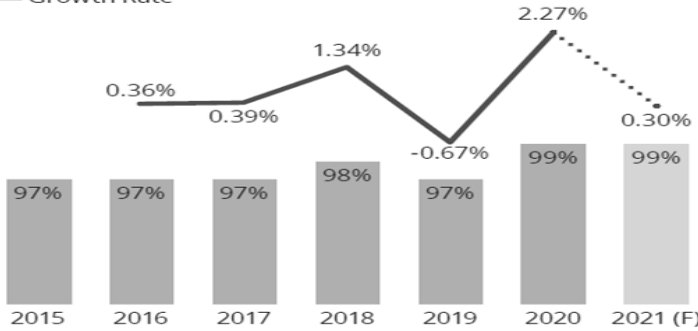
43.075

Kaynak: <https://ticaret.gov.tr/yurtdisi-teskilati/avrupa/danimarka/genel-bilgiler>

## İnternet Kullanımı

Percentage of the population accessing the internet

— Growth Rate

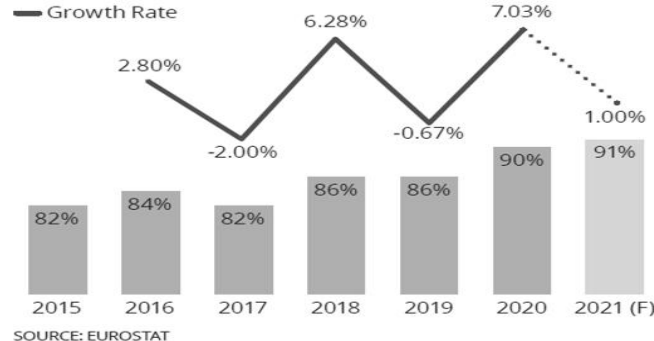


SOURCE: EUROSTAT

## İnternette Alışveriş Yapanlar

Percentage of internet users that bought goods or services online

— Growth Rate




SOURCE: EUROSTAT

## GDP ve E-GDP

The Gross Domestic Product (GDP) in €Billion and the percentage of GDP comprised of e-commerce sales

■ GDP ■ E-GDP



SOURCE: IMF



Most popular social media channels in 2021



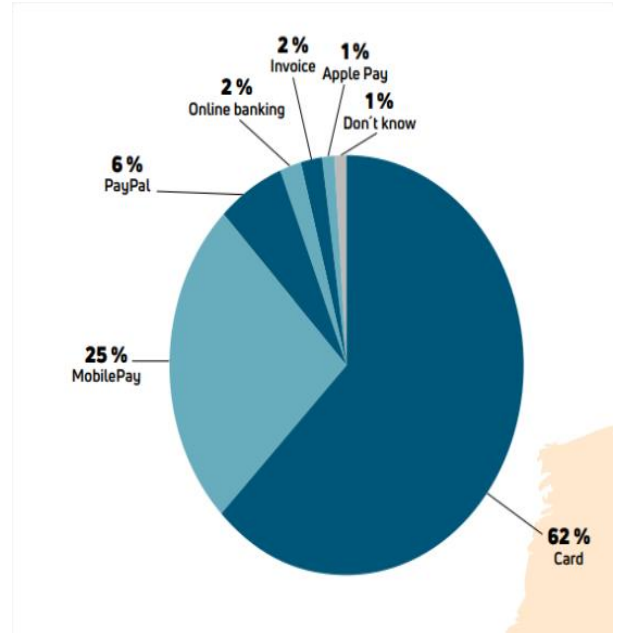
SOURCE: STATCOUNTER

## Popüler İnternet Siteleri

1. Zalando	3.4 percent
2. Amazon	2.0 percent
3. H&M	1.9 percent
4. Wish.com	1.8 percent
5. eBay	1.7 percent
6. Coop	1.6 percent
7. Nemlig.com	1.3 percent
8. Bilka.dk	1.2 percent
9. Elgiganten	1.2 percent
10. Saxo Boghandel	1.1 percent

Kaynak: <https://ecommercenews.eu/top-10-online-stores-in-denmark/>

## Ödeme Yöntemleri



<https://ecommercenews.eu/ecommerce-in-europe/ecommerce-in-denmark/>



Hazırlayanlar:  
Müge Ceren Sarısoy  
Berfu Çapar